

Australian Listed Equities: Weekly Share Market Wrap



Total Shareholder Returns as at 15 November 2013

Ticker	Stock Name	Price \$	1 week %	1 month %	6 months %	1 year %	2 years % p.a.	3 years % p.a.	5 years % p.a.	10 years % p.a.	10 years ranking
ABC	Adelaide Brighton	3.82	0.53	4.37	15.24	31.95	17.62	11.93	17.38	16.21	23
ABP	Abacus Property Grp.	2.25	-1.75	-0.88	-2.00	18.38	16.53	8.91	11.40	1.09	106
AFI	Australian Foundat.	5.95	-0.83	2.23	7.41	31.28	24.59	10.53	10.06	9.13	61
AGI	Ainsworth Game Tech.	4.15	-1.19	-3.49	0.96	100.47	229.33	201.07	138.34	23.40	13
AGK	AGL Energy Limited	15.18	-1.11	-2.63	3.68	14.98	6.88	3.37	4.12	-	-
AHD	Amalgamated Holdings	8.03	-1.23	-2.07	-5.03	26.69	25.31	12.58	20.49	13.54	35
AHE	Automotive Holdings	3.75	2.18	1.90	-2.76	23.82	44.06	24.47	52.99	-	-
AIA	Auckland Internation	3.09	-1.90	5.82	22.37	54.15	37.17	26.37	18.51	9.94	56
AIO	Asciano Limited	5.92	2.07	-1.82	14.39	39.38	14.63	7.95	10.64	-	-
AIZ	Air New Zealand	1.48	2.07	12.12	20.88	59.52	40.71	15.26	17.57	0.19	107
ALL	Aristocrat Leisure	4.73	-1.46	-1.66	14.56	84.67	43.79	12.71	6.62	10.42	50
ALQ	ALS Limited	9.78	0.72	-2.59	12.99	23.54	5.78	16.05	24.77	26.62	9
ALZ	Australand Property	3.85	-2.53	5.77	8.95	46.22	27.81	16.63	27.20	2.33	102
AMC	Arcor Limited	11.16	3.33	7.31	11.53	50.13	28.28	23.06	17.23	6.48	79
AMP	AMP Limited	4.61	-0.86	-0.22	-16.67	6.83	8.07	-0.21	2.40	6.94	74
ANN	Ansell Limited	19.98	3.36	-1.67	18.13	34.48	18.71	15.75	10.72	12.62	38
ANZ	ANZ Banking Grp Ltd	32.28	-1.31	5.47	10.71	41.04	30.72	16.79	23.16	10.71	48
APA	APA Group	6.06	-0.98	1.85	-7.48	23.37	22.61	19.75	20.10	13.96	34
ARG	Argo Investments	7.15	-0.69	2.88	8.09	29.86	22.55	9.04	7.53	7.05	73
ARI	Arrium Ltd	1.52	4.83	14.29	69.40	121.13	27.04	-14.21	-8.18	3.87	98
ASX	ASX Limited	37.38	1.74	7.69	-1.34	37.03	17.23	5.28	8.53	13.19	37
AUT	Aurora Oil & Gas	3.04	-5.88	-8.71	4.11	-13.64	-4.45	26.13	64.81	34.50	4
AWC	Alumina Limited	0.975	-2.99	-3.47	-5.80	18.18	-17.68	-20.22	-1.08	-8.45	116
AZJ	Aurizon Holdings Ltd	4.73	0.64	0.42	8.13	38.26	18.42	-	-	-	-
BEN	Bendigo and Adelaide	11.09	1.56	7.15	3.54	50.77	15.31	9.82	2.25	7.27	71
BHP	BHP Billiton Limited	37.89	-0.16	7.03	13.23	18.02	4.34	-2.33	10.36	15.00	25
BKN	Bradken Limited	6.24	4.70	9.47	18.67	49.77	-3.95	-4.59	15.68	-	-
BKW	Brickworks Limited	13.50	-2.88	-0.15	13.05	23.05	13.59	9.38	8.56	7.67	70
BLD	Boral Limited	4.98	3.97	4.40	11.75	37.57	19.20	7.60	6.52	3.72	99
BOQ	Bank of Queensland.	12.25	0.66	8.85	30.05	84.60	27.27	9.46	5.41	7.06	72
BPT	Beach Energy Limited	1.345	-5.94	-0.37	7.48	0.92	5.25	27.49	10.17	16.49	20
BRG	Breville Group Ltd	8.12	3.44	-3.45	17.71	45.49	75.46	48.73	70.29	13.31	36
BSL	BlueScope Steel Ltd	5.52	11.97	11.29	9.09	100.00	19.16	-18.05	-18.58	-2.92	113
BTT	BT Investment Mngmnt	5.10	-0.58	4.94	38.21	146.48	58.55	23.84	18.31	-	-
BWP	BWP Trust	2.30	0.00	0.44	-13.54	19.82	23.11	14.55	12.77	9.97	55
BXB	Brambles Limited	9.34	0.11	0.54	1.99	39.68	19.39	13.95	7.17	9.62	58
CBA	Commonwealth Bank.	77.79	-1.66	6.55	9.83	38.75	31.33	21.65	23.75	14.22	31
CCL	Coca-Cola Amatil	12.23	2.00	-1.29	-4.03	-2.30	4.53	5.28	12.34	10.18	51
CFX	CFS Retail Trust Grp	2.04	0.99	2.00	-3.30	13.04	12.59	11.52	5.03	9.64	57
CGF	Challenger Limited	6.13	0.49	8.69	45.68	111.71	21.91	12.81	29.32	11.45	45
CHC	Charter Hall Group	3.78	-1.05	1.07	-13.50	28.45	44.47	24.01	22.50	-	-
CLO	Clough Limited	1.465	0.34	-0.34	22.08	86.62	33.63	32.53	37.19	8.84	62
CMW	Cromwell Prop	1.025	1.99	6.22	-3.67	34.23	32.72	20.19	16.65	31.03	5
COH	Cochlear Limited	59.44	5.09	1.16	-15.89	-16.43	7.85	-2.60	4.22	9.41	59
CPA	Commonwealth Prop	1.21	1.68	1.26	5.83	23.24	20.52	18.09	5.81	6.07	84
CPU	Computershare Ltd	11.15	4.89	8.78	6.71	36.07	19.79	7.51	12.05	14.76	27
CQR	Charter Hall Retail	4.01	-2.67	4.16	-3.15	21.88	20.62	17.51	23.90	1.52	103
CRZ	Carsales.Com Ltd	10.10	-1.75	-6.48	-1.10	36.80	45.37	31.96	-	-	-
CSL	CSL Limited	67.86	0.16	3.79	8.09	44.63	49.30	26.31	13.66	29.26	6
CSR	CSR Limited	2.79	13.41	14.34	44.15	65.17	13.65	-5.49	-0.51	4.62	92
CTX	Caltex Australia	18.95	2.38	2.32	-13.05	8.95	20.17	15.25	17.39	18.56	15
CWN	Crown Resorts Ltd	16.70	0.18	1.58	25.11	73.65	46.28	27.51	23.80	-	-
DJS	David Jones Limited	3.08	2.33	11.19	13.31	29.48	2.50	-6.27	6.42	14.13	32
DJW	Djerriwarrh	4.60	-0.65	1.32	9.43	21.80	17.63	9.57	9.31	7.88	69
DLX	DuluxGroup Limited	5.42	5.24	6.27	14.58	68.07	44.35	29.23	-	-	-
DMP	Domino Pizza Enterpr	16.20	0.00	19.73	26.43	85.85	56.54	44.55	44.05	-	-
DOW	Downer EDI Limited	5.12	0.39	9.64	20.23	59.58	22.70	4.11	5.17	6.45	80
DUE	Duet Group	2.16	-0.46	1.89	-8.47	13.97	19.51	14.55	6.89	-	-

Ticker	Stock Name	Price \$	1 week %	1 month %	6 months %	1 year %	2 years % p.a.	3 years % p.a.	5 years % p.a.	10 years % p.a.	10 years ranking
DXS	Dexus Property Group	1.09	2.83	2.35	-5.79	16.75	19.34	16.45	10.07	-	-
EGP	Echo Entertainment	2.52	2.86	-2.70	-28.45	-25.65	-14.65	-	-	-	-
ENV	Envestra Limited	1.08	-2.26	-3.14	6.92	35.15	33.83	33.34	19.53	6.44	81
FBU	Fletcher Building	8.45	0.12	2.18	19.62	50.03	36.11	14.08	14.44	12.42	39
FDC	Federation Cntrcs	2.42	-2.81	4.31	-6.20	20.23	-	-	-	-	-
FLT	Flight Centre Travel	49.85	-0.50	1.05	28.18	85.92	61.49	30.10	39.65	10.46	49
FMG	Fortescue Metals Grp	5.84	6.96	11.03	65.46	50.00	10.95	-3.37	26.23	67.52	1
FOX	Twenty-First FOX Inc	36.19	3.76	2.58	14.98	70.50	51.46	34.75	28.49	5.16	88
FPH	Fisher & Paykel H.	3.43	3.94	10.29	49.08	84.88	42.16	15.44	7.22	8.39	66
FXJ	Fairfax Media Ltd	0.61	3.39	15.09	-6.77	55.56	-12.14	-21.29	-13.62	-6.26	115
FXL	FlexiGroup Limited	4.62	0.65	4.05	0.97	22.18	48.08	51.03	83.25	-	-
GEM	G8 Education Limited	3.22	2.55	-2.42	34.98	126.96	126.47	52.80	100.88	-	-
GFF	Goodman Fielder.	0.74	1.37	-0.67	1.99	36.28	18.32	-14.73	-6.57	-	-
GMG	Goodman Group	5.05	-0.20	2.02	-5.56	16.79	32.28	22.44	4.73	-	-
GNC	GrainCorp Limited	11.70	-4.02	-3.47	-6.29	0.82	29.38	20.41	19.53	2.80	101
GOZ	Growthpoint Property	2.55	-1.16	-2.13	2.59	28.97	23.74	17.39	8.63	-	-
GPT	GPT Group	3.73	0.54	1.08	-7.13	14.51	15.00	15.32	-0.80	-0.76	110
GWA	GWA Group Ltd	3.18	0.00	-4.79	27.56	99.40	17.98	7.21	9.28	6.29	83
HGG	Henderson Group	3.76	1.62	11.24	39.10	129.93	48.60	24.07	23.76	-	-
HTA	Hutchison Telecomms	0.096	-4.00	-12.73	174.29	231.03	24.43	-2.94	3.20	-10.62	117
HVN	Harvey Norman	3.28	0.00	5.22	19.18	89.33	26.56	4.69	9.80	3.26	100
IAG	Insurance Australia	6.06	-1.14	2.54	8.98	44.59	46.04	20.48	12.29	6.81	75
IFL	IOOF Holdings Ltd	8.91	-1.76	5.07	2.18	49.04	24.08	10.59	19.63	-	-
IFZ	Infratil Limited	2.10	0.00	0.00	0.00	52.13	24.21	16.97	-	-	-
IIN	iiNet Limited	6.53	1.87	7.40	0.15	58.12	68.71	36.41	42.43	8.47	65
ILU	Iluka Resources	9.89	-1.40	-5.45	-9.06	26.93	-21.72	12.07	21.73	11.86	42
IOF	Investa Office Fund	3.17	-0.31	3.59	0.00	17.87	19.58	14.96	2.45	4.32	95
IPL	Incitec Pivot	2.70	2.66	1.50	-8.26	-7.68	-6.74	-6.99	1.86	17.66	17
IRE	IRESS Limited	10.03	-1.08	10.46	21.18	37.63	18.37	10.49	21.37	18.10	16
IVC	InvoCare Limited	10.80	1.98	-2.44	-7.28	30.29	27.45	19.73	19.73	-	-
JBH	JB Hi-Fi Limited	21.80	-0.37	2.78	28.85	115.30	19.96	8.01	24.86	28.06	7
JHX	James Hardie Indust	12.17	13.21	13.53	17.70	44.33	45.51	32.45	22.54	6.65	76
KAR	Karoon Gas Australia	4.29	-2.94	-11.18	-32.44	-10.25	-9.52	-22.29	12.32	-	-
LEI	Leighton Holdings	16.89	-1.46	-2.26	-7.22	10.88	-4.99	-15.27	-2.34	8.83	63
LLC	Lend Lease Group	11.13	2.11	4.12	3.00	40.00	27.32	19.48	15.13	4.82	90
MFG	Magellan Fin Grp Ltd	10.92	-0.55	4.70	35.85	167.51	193.71	103.70	84.74	-	-
MGR	Mirvac Group	1.76	-0.28	0.86	1.69	29.16	22.43	17.14	7.78	-0.57	109
MIN	Mineral Resources.	11.50	0.61	2.50	24.82	58.68	1.82	6.99	41.10	-	-
MLTDA	Milton Corporation	4.23	0.24	2.92	8.41	31.79	24.65	12.65	8.70	7.95	68
MND	Monadelphous Group	17.54	-0.17	1.50	-0.60	-5.54	2.02	7.57	27.62	35.16	3
MQA	Macq Atlas Roads Grp	2.57	1.58	1.18	38.83	74.55	34.14	18.97	-	-	-
MQG	Macquarie Group Ltd	54.55	1.81	13.60	18.24	87.83	55.76	18.37	23.20	8.32	67
MSB	Mesoblast Limited	6.00	-2.91	4.53	7.53	17.19	-12.01	27.87	44.57	-	-
MTS	Metcash Limited	3.25	-1.81	0.93	-17.71	3.22	-6.09	-3.43	2.14	9.15	60
MTU	M2 Telecommunication	6.30	0.32	4.65	1.75	74.73	59.89	35.97	66.86	-	-
MYR	Myer Holdings Ltd	2.92	13.18	15.42	8.30	45.54	12.49	-2.99	-	-	-
MYT	Mighty River Power	1.89	-3.32	-2.33	-7.91	-	-	-	-	-	-
NAB	National Aust. Bank	34.30	-1.38	0.74	9.46	55.83	24.49	17.21	16.63	5.84	85
NCM	Newcrest Mining	9.60	-2.83	-5.33	-39.47	-60.02	-47.72	-36.98	-12.44	-0.86	111
NHC	New Hope Corporation	3.66	0.55	-2.62	-3.62	-8.62	-17.50	-4.50	8.27	27.46	8
NUF	Nufarm Limited	5.06	6.30	9.52	21.09	-4.81	5.75	3.43	-10.06	4.11	97
NVT	Navitas Limited	5.87	2.80	-4.55	5.51	48.65	26.53	23.54	24.75	-	-
ORG	Origin Energy	14.53	1.25	-0.55	15.47	50.15	3.21	0.97	0.31	16.21	24
ORI	Orica Limited	23.41	19.81	15.04	1.84	3.71	-0.26	0.27	12.76	10.10	54
OSH	Oil Search Ltd	8.51	0.71	-2.07	9.94	24.29	16.67	9.29	11.40	25.18	11
OZL	OZ Minerals Limited	3.36	-4.00	-15.79	-14.57	-49.31	-39.44	-33.29	-9.10	-2.72	112
PMV	Premier Investments	8.29	3.50	4.41	9.99	36.54	30.53	12.81	23.69	14.25	30
PNA	PanAust Limited	1.765	-5.36	-8.55	-24.58	-40.81	-27.00	-21.29	13.40	14.74	28
PPT	Perpetual Limited	44.52	-2.92	4.51	1.27	59.87	49.58	9.95	9.04	5.59	86
PRY	Primary Health Care	4.77	-4.79	-1.45	-4.50	30.13	21.58	16.47	6.25	6.51	77
PTM	Platinum Asset	6.11	1.66	6.08	18.15	74.38	29.50	12.18	14.52	-	-
QAN	Qantas Airways	1.195	-4.40	-17.87	-30.32	-6.64	-14.90	-24.62	-12.52	-3.46	114
QBE	QBE Insurance Group	15.52	3.81	6.81	1.29	41.25	6.17	1.69	-4.79	8.67	64

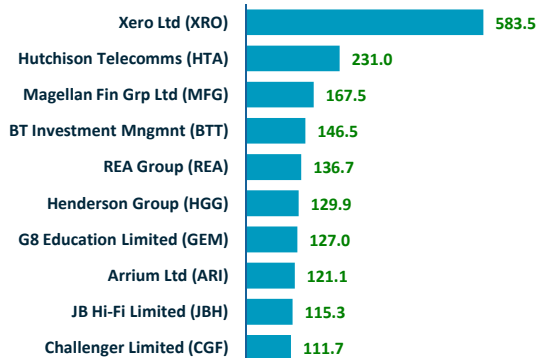
Ticker	Stock Name	Price \$	1 week %	1 month %	6 months %	1 year %	2 years % p.a.	3 years % p.a.	5 years % p.a.	10 years % p.a.	10 years ranking
QUB	Qube Holdings Ltd	2.14	1.42	-0.93	19.50	42.81	30.86	25.33	34.82	-	-
REA	REA Group	42.34	3.72	4.78	27.91	136.74	84.48	58.67	62.07	55.08	2
REH	Reece Australia Ltd.	31.25	0.81	17.92	38.86	48.23	32.32	14.08	14.72	17.18	19
RHC	Ramsay Health Care	38.28	-1.01	7.89	12.49	63.60	42.77	36.41	30.80	25.86	10
RIO	Rio Tinto Limited	65.51	0.40	3.66	19.13	18.54	0.77	-7.00	4.81	10.88	47
RMD	ResMed Inc.	5.50	4.60	-6.40	8.96	48.27	43.03	17.90	15.35	14.86	26
RRL	Regis Resources	3.29	0.61	-7.32	-10.18	-35.94	-1.42	25.27	113.32	16.27	22
SCP	Sca Property Group	1.615	0.94	4.19	-6.65	-	-	-	-	-	-
SEK	Seek Limited	12.50	-2.34	2.46	23.60	100.95	44.21	23.92	32.86	-	-
SFR	Sandfire Resources	5.81	-5.99	-7.63	-9.36	-24.64	-8.10	-8.92	119.80	-	-
SGM	Sims Metal Mgmt Ltd	10.45	6.09	7.84	-0.29	21.09	-10.52	-13.14	-5.26	4.32	96
SGP	Stockland	4.02	-0.50	1.26	6.15	27.54	18.03	9.38	7.76	4.81	91
SHL	Sonic Healthcare	16.24	0.37	5.39	12.76	32.97	22.60	18.72	7.62	11.95	41
SKC	Skycity Ent Grp Ltd	3.46	1.47	-3.08	-3.06	19.91	17.77	15.92	9.21	1.24	105
SKI	Spark Infrastructure	1.64	-0.91	-1.80	-6.61	8.54	20.54	19.97	8.69	-	-
SKT	Sky Network	5.52	-2.65	2.22	22.81	54.40	22.29	16.51	16.50	-	-
SOL	Soul Pattinson (W.H)	14.20	-2.16	3.80	-2.82	11.74	4.60	6.21	14.54	11.62	43
SPN	SP AusNet	1.225	-1.61	-0.41	-2.24	24.48	17.38	16.48	8.49	-	-
STO	Santos Ltd	14.89	0.13	0.00	17.32	43.03	7.48	6.21	5.92	12.41	40
SUL	Super Ret Rep Ltd	13.92	0.65	4.82	20.77	64.75	63.79	36.37	47.62	-	-
SUN	Suncorp Group Ltd	13.36	0.07	3.25	11.19	50.81	31.78	17.30	18.69	6.50	78
SVW	Seven Group Holdings	7.54	-3.08	-3.83	-8.08	26.03	3.08	1.71	10.83	4.44	93
SWM	Seven West Media Ltd	2.28	-6.94	-2.56	-1.27	72.04	-8.11	-23.30	-6.94	-0.18	108
SXL	Sthn Cross Media	1.655	-2.65	-6.50	14.09	67.79	22.47	-1.60	20.86	-	-
SYD	SYD Airport	4.00	-0.74	-0.74	12.30	27.19	27.68	25.00	29.15	16.40	21
TAH	TABCORP Holdings Ltd	3.52	0.57	8.31	0.00	40.00	16.71	1.25	7.73	4.32	94
TCL	Transurban Group	7.17	1.41	1.41	4.34	23.84	20.10	15.73	8.26	10.16	52
TEL	Telecom Corporation	2.02	-2.42	-0.49	-3.80	15.92	20.58	21.16	9.82	1.49	104
TLS	Telstra Corporation.	5.17	-0.19	3.40	5.99	32.28	34.45	32.05	9.05	5.37	87
TME	Trade Me Group	3.86	0.26	-6.08	-8.11	19.52	-	-	-	-	-
TOL	Toll Holdings Ltd	5.88	3.70	1.91	14.98	46.43	13.71	3.26	2.73	6.44	82
TPI	Transpacific Indust.	1.16	1.75	6.91	28.18	73.13	26.49	1.32	-16.70	-	-
TPM	Tpg Telecom Limited	4.40	-3.08	1.85	17.77	91.24	80.20	44.07	111.32	17.36	18
TTS	Tatts Group Ltd	3.17	0.00	2.92	-3.13	23.15	21.96	15.61	10.72	-	-
TWE	Treasury Wine Estate	5.09	6.93	6.49	-17.97	6.53	19.44	-	-	-	-
UGL	UGL Limited	7.16	0.14	-7.73	-9.19	-25.02	-21.94	-15.24	4.52	11.57	44
VAH	Virgin Aus Hldg Ltd	0.405	-1.98	-1.98	-10.51	-15.99	2.75	-2.56	6.85	-	-
VRL	Village Roadshow Ltd	7.55	2.58	14.57	43.02	110.51	64.15	70.93	56.79	21.57	14
WBC	Westpac Banking Corp	33.00	-0.54	2.22	7.29	41.83	31.76	20.32	19.39	11.41	46
WDC	Westfield Group	10.91	0.65	-2.15	-7.96	10.16	21.59	10.15	4.71	5.05	89
WES	Wesfarmers Limited	44.15	1.39	5.62	5.46	35.82	20.37	13.73	24.91	10.12	53
WHC	Whitehaven Coal	1.51	-0.33	-10.39	-30.09	-45.88	-45.91	-36.15	7.07	-	-
WOR	WorleyParsons Ltd	21.73	0.84	-2.16	-4.79	-6.38	-6.25	-2.57	15.23	24.48	12
WOW	Woolworths Limited	33.96	-2.30	0.32	0.81	26.06	22.10	11.25	7.37	14.74	29
WPL	Woodside Petroleum	38.55	-1.76	0.13	5.41	21.86	7.02	0.40	4.34	14.04	33
WRT	Westfield Retail Tst	3.09	1.98	3.00	-3.65	7.68	17.19	-	-	-	-
WTF	Wotif.com Holdings	4.35	1.40	-5.23	-16.07	-3.98	15.83	3.46	10.25	-	-
XRO	Xero Ltd	31.99	1.23	74.81	185.63	583.55	-	-	-	-	-
ZNZ	Z Energy Ltd	3.38	-0.59	-3.70	-	-	-	-	-	-	-

data source: IFM Investors, IRESS

The above information, compiled by IFM Investors, shows Total Shareholder Return (TSR) for the 170 largest companies listed on the Australian Stock Exchange. The size of a company is determined by its market capitalization, calculated as price multiplied by ordinary fully paid shares on issue, at the start of the previous quarter. TSR expresses the current price of a stock, plus all dividends accrued within the period, as a percentage of the share price, adjusted for any capital events, at the start of the period.

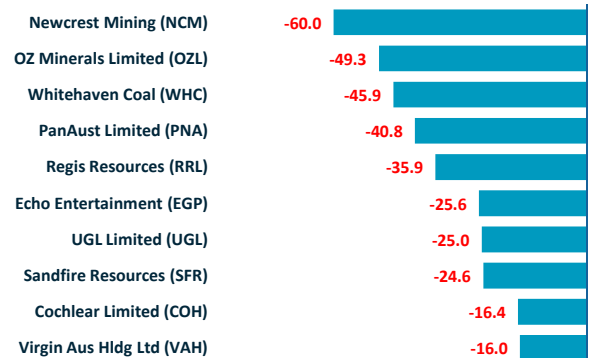
Best & Worst Performing Stocks as at 15 November 2013

Best Performers - 1 Year Return (%)



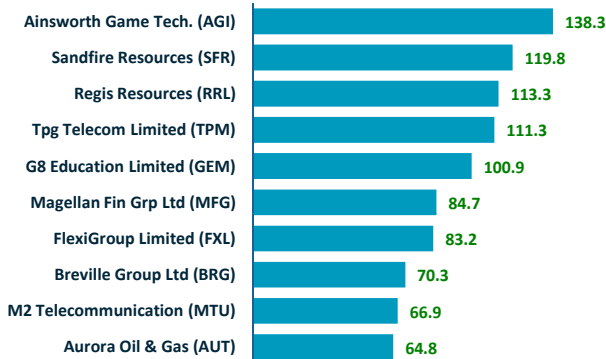
data source: IFM Investors, IRESS

Worst Performers - 1 Year Return (%)



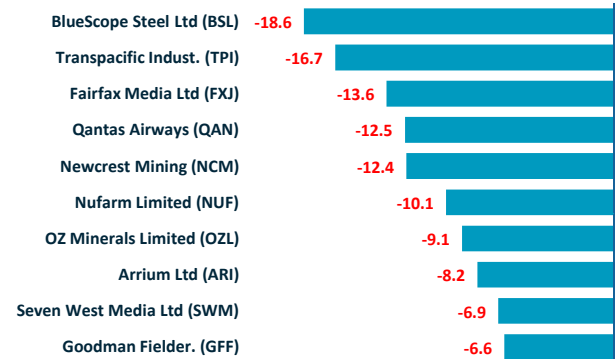
data source: IFM Investors, IRESS

Best Performers - 5 Year Return (% p.a.)



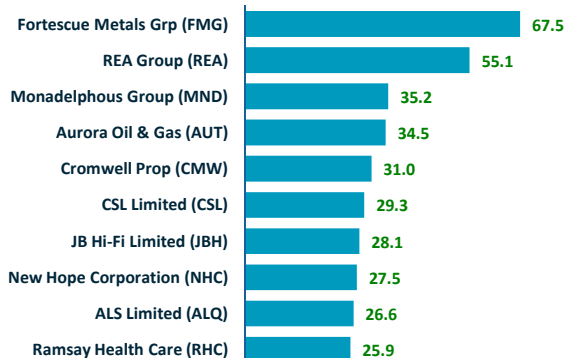
data source: IFM Investors, IRESS

Worst Performers - 5 Year Return (% p.a.)



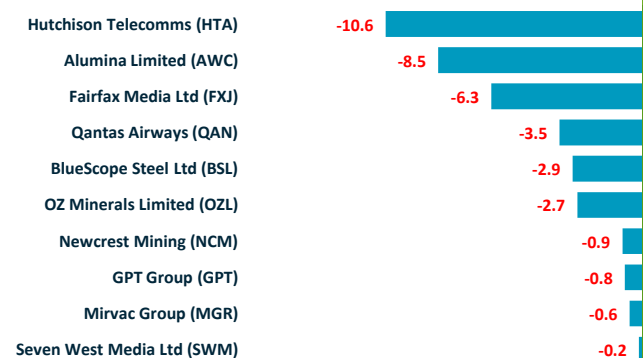
data source: IFM Investors, IRESS

Best Performers - 10 Year Return (% p.a.)



data source: IFM Investors, IRESS

Worst Performers - 10 Year Return (% p.a.)



data source: IFM Investors, IRESS