

Australian Listed Equities: Weekly Share Market Wrap



Total Shareholder Returns as at 15 August 2014

Ticker	Stock Name	Price \$	1 week %	1 month %	6 months %	1 year %	2 years % p.a.	3 years % p.a.	5 years % p.a.	10 years % p.a.	10 years ranking
AAD	Ardent Leisure Group	2.80	5.26	5.66	38.26	73.37	48.40	39.37	17.17	13.44	42
ABC	Adelaide Brighton	3.45	-0.29	-3.63	-12.20	7.70	8.22	14.74	10.03	13.56	37
ABP	Abacus Property Group	2.57	4.05	0.00	15.43	26.15	20.47	14.56	14.47	0.58	105
AFI	Australian Foundat.	6.11	1.50	1.96	2.46	11.05	22.71	17.66	7.81	9.45	61
AGI	Ainsworth Game Tech.	3.71	4.51	-0.27	-13.56	7.02	23.94	109.94	118.56	22.66	12
AGK	AGL Energy Limited	14.59	0.55	-7.60	-6.47	7.11	1.85	6.61	4.75	-	-
AHD	Amalgamated Holdings	9.37	-0.95	0.86	16.67	19.68	21.97	24.43	17.79	13.45	40
AHE	Automotive Holdings	3.80	2.43	2.15	6.44	1.91	24.42	32.18	21.19	-	-
AIA	Auckland Internation	3.39	0.00	-6.61	3.15	23.41	35.07	26.31	21.89	9.80	57
AIO	Asciano Limited	5.95	1.02	4.20	5.03	14.10	20.13	8.84	5.51	-	-
AIZ	Air New Zealand	1.845	4.83	-5.38	20.58	62.20	68.09	30.67	15.23	3.56	99
ALL	Aristocrat Leisure	5.52	3.56	-1.08	13.36	32.28	50.29	38.91	5.02	3.61	97
ALQ	ALS Limited	7.40	-1.07	-14.65	-8.54	-12.86	-7.32	-1.06	14.37	22.55	13
ALZ	Australand Property	4.48	0.36	0.59	18.51	37.90	29.43	28.47	19.41	3.32	101
AMC	Amcor Limited	10.21	1.90	-0.68	-2.94	7.62	27.47	22.82	19.60	8.74	65
AMP	AMP Limited	5.37	2.68	0.94	21.35	19.15	18.59	14.22	1.92	4.44	91
ANN	Ansell Limited	18.99	2.37	0.69	-0.61	5.51	15.89	13.68	17.11	10.02	55
ANZ	ANZ Banking Grp Ltd	32.39	0.40	-2.53	6.00	12.42	22.83	21.53	13.77	9.83	56
APA	APA Group	7.67	3.51	8.33	26.73	36.38	33.59	31.19	27.16	15.01	27
AQA	Aquila Resources	3.37	0.00	-0.59	22.55	56.02	23.77	-14.73	-8.31	34.61	3
ARG	Argo Investments	8.00	3.23	2.83	9.59	19.46	25.19	16.92	6.67	7.96	71
ARI	Arrium Limited	0.765	2.00	3.38	-51.61	-22.97	7.03	-12.09	-17.71	-2.45	114
ASX	ASX Limited	35.84	1.19	-1.35	-0.21	4.03	12.66	11.80	4.32	13.54	38
AWC	Alumina Limited	1.495	1.36	6.41	15.44	45.85	38.00	-7.64	-2.14	-5.41	117
AZJ	Aurizon Holdings Ltd	5.03	2.44	-0.20	0.20	15.63	26.10	15.66	-	-	-
BEN	Bendigo and Adelaide	12.93	6.16	4.36	12.97	25.00	29.02	19.52	12.54	6.72	82
BHP	BHP Billiton Limited	39.05	3.47	2.68	5.27	8.07	12.72	2.15	3.01	13.82	33
BKW	Brickworks Limited	14.12	-0.14	-2.15	-3.45	19.88	22.76	17.82	3.65	5.60	87
BLD	Boral Limited	5.15	-2.28	-4.63	-4.74	18.39	23.99	12.79	1.63	0.39	108
BOQ	Bank of Queensland.	11.76	-0.76	-5.24	2.91	28.97	30.99	22.95	5.81	6.82	80
BPT	Beach Energy Limited	1.68	3.07	-1.47	10.77	26.51	22.06	20.25	17.98	21.46	17
BSL	BlueScope Steel Ltd	6.04	0.67	5.23	1.86	11.65	60.66	10.12	-17.54	-6.67	119
BTT	BT Investment Mngmnt	6.42	2.72	-8.55	4.44	74.41	92.66	52.36	22.97	-	-
BWP	BWP Trust	2.56	5.35	1.19	13.74	10.95	22.02	20.86	13.44	9.51	60
BXB	Brambles Limited	9.15	1.22	-0.11	5.63	9.30	26.76	17.45	10.33	7.34	75
CBA	Commonwealth Bank.	81.20	1.34	-0.37	9.26	15.28	25.76	23.85	15.65	13.45	41
CCL	Coca-Cola Amatil	9.55	0.95	1.70	-16.29	-21.04	-10.50	-1.02	5.19	6.81	81
CFX	CFS Retail Trust Grp	2.11	2.93	0.96	11.69	8.50	9.41	14.82	9.39	8.56	66
CGF	Challenger Limited	7.68	1.99	3.09	23.89	84.81	52.00	22.45	24.11	14.74	30
CHC	Charter Hall Group	4.36	4.06	4.56	14.99	27.31	39.47	42.96	22.56	-	-
CMW	Cromwell Prop	1.005	3.61	1.01	5.96	8.13	25.86	23.57	18.87	28.20	7
COH	Cochlear Limited	67.97	0.13	8.58	24.82	20.55	6.39	0.53	5.32	15.48	24
CPU	Computershare Limited	12.20	-1.29	-2.79	3.44	25.30	24.82	22.12	5.94	16.30	22
CQR	Charter Hall Retail	3.94	2.60	0.00	11.38	10.58	13.97	15.72	14.25	-0.29	111
CRZ	Carsales.Com Limited	10.96	0.55	-2.32	4.68	2.11	26.75	37.93	-	-	-
CSL	CSL Limited	70.46	10.20	2.97	4.96	12.64	34.36	35.76	17.81	24.89	9
CSR	CSR Limited	3.58	-2.19	-4.53	18.63	63.56	59.04	14.68	0.70	3.98	93
CTX	Caltex Australia	25.36	3.81	12.11	28.10	39.22	31.56	36.54	17.24	12.70	44
CTY	Country Road Limited	16.80	0.00	-0.30	85.43	412.27	142.91	82.87	43.54	25.60	8
CWN	Crown Resorts Limited	15.49	5.02	-0.06	-9.94	16.62	37.38	25.69	18.79	-	-
DJS	David Jones Limited	3.99	0.00	0.25	31.94	48.57	30.05	20.05	1.51	12.44	45
DLX	DuluxGroup Limited	5.41	-0.18	-2.35	-1.08	24.56	30.60	32.03	-	-	-
DMP	Domino Pizza Enterpr	24.78	20.88	15.74	27.92	117.78	67.01	61.70	48.14	-	-
DOW	Downer EDI Limited	4.80	1.65	10.07	0.41	21.20	19.65	12.20	-2.53	7.96	72
DUE	Duet Group	2.42	1.26	0.00	18.72	21.60	17.81	22.52	15.35	7.25	76
DXS	Dexus Property Group	1.17	4.93	1.74	12.85	20.84	13.98	20.47	13.63	-	-
EBO	Ebos Group Limited	9.50	0.00	0.00	20.22	-	-	-	-	-	-
EGP	Echo Entertainment	3.19	0.63	0.95	30.20	22.64	-10.09	-2.53	-	-	-

Ticker	Stock Name	Price \$	1 week %	1 month %	6 months %	1 year %	2 years % p.a.	3 years % p.a.	5 years % p.a.	10 years % p.a.	10 years ranking
ENV	Envestra Limited	1.315	0.00	-0.74	16.13	26.25	34.85	31.07	28.69	6.84	79
FBU	Fletcher Building	8.22	2.11	-0.48	-4.40	16.64	32.02	13.30	7.70	8.82	64
FDC	Federation Centres	2.59	3.60	4.02	12.57	21.37	17.75	-	-	-	-
FLT	Flight Centre Travel	45.82	3.13	-0.39	-0.64	10.78	46.42	37.04	31.41	10.50	52
FMG	Fortescue Metals Grp	4.51	-1.10	4.64	-19.12	12.14	6.35	-7.69	1.78	56.83	1
FPH	Fisher & Paykel H.	4.34	-0.46	0.70	17.16	36.63	76.64	36.47	12.25	8.16	69
FXJ	Fairfax Media Limited	0.905	2.84	4.62	28.47	71.56	32.37	8.27	-7.12	-5.56	118
GEM	G8 Education Limited	5.25	9.83	17.71	44.05	93.37	134.31	106.41	121.35	-	-
GFF	Goodman Fielder.	0.635	0.79	-3.05	5.74	-4.93	10.28	-5.87	-8.94	-	-
GMA	Genworth Mortgage	3.49	1.38	8.25	-	-	-	-	-	-	-
GMG	Goodman Group	5.34	5.33	3.29	13.17	15.56	20.86	23.74	18.78	-	-
GNC	GrainCorp Limited	8.74	1.27	3.43	13.25	-26.22	0.43	13.59	8.64	0.61	104
GNE	Genesis Energy Ltd	1.67	2.45	-1.76	0.00	0.00	0.00	0.00	0.00	-	-
GOZ	Growthpoint Property	2.51	0.80	1.21	8.68	13.20	16.91	19.15	18.09	-	-
GPT	GPT Group	4.05	1.25	4.38	13.52	16.02	13.14	16.56	12.07	-2.87	115
HGG	Henderson Group PLC.	4.09	-1.45	-9.51	-3.32	39.24	63.47	25.53	14.68	13.65	35
HVN	Harvey Norman	3.16	2.93	1.94	1.58	14.56	29.42	19.85	2.12	3.66	95
IAG	Insurance Australia	6.20	3.68	3.68	15.72	12.48	35.48	31.18	12.62	5.59	88
IFL	IOOF Holdings Limited	8.68	0.93	4.20	-4.66	5.67	26.39	19.57	16.93	7.66	73
IFZ	Infratil Limited	2.10	0.00	0.00	5.56	8.25	26.08	17.20	-	-	-
IIN	iiNet Limited	7.98	3.50	7.11	9.35	29.43	53.93	54.88	34.06	11.72	48
ILU	Iluka Resources	8.59	0.12	4.63	-6.60	-24.78	-6.82	-16.18	23.37	10.16	54
IOF	Investa Office Fund	3.62	4.32	4.62	19.76	32.58	18.00	20.20	14.88	3.95	94
IPL	Incitec Pivot Limited	2.88	1.77	-3.68	-3.48	7.72	0.95	-5.02	0.71	16.39	21
IRE	IRESS Limited	8.78	4.03	3.91	-4.09	2.56	18.57	7.37	6.87	13.54	39
IVC	InvoCare Limited	10.59	3.12	3.42	1.65	-6.14	15.51	17.91	17.27	18.09	18
JBH	JB Hi-Fi Limited	17.66	-8.83	-7.15	-3.34	-2.23	39.71	8.01	3.39	23.90	11
JHX	James Hardie Indust	12.99	-6.41	-5.39	2.42	39.63	37.08	40.85	21.06	11.73	47
LEI	Leighton Holdings	21.72	3.68	4.78	36.60	37.42	16.72	4.00	-3.85	13.86	32
LLC	Lend Lease Group	13.55	4.15	2.73	21.54	54.19	33.54	20.75	11.16	6.14	83
MEZCA	Meridian Energy	1.205	7.59	1.26	29.51	-	-	-	-	-	-
MFG	Magellan Fin Grp Ltd	12.84	16.73	13.53	7.04	10.03	132.55	123.35	80.88	32.44	4
MGR	Mirvac Group	1.85	5.71	2.21	8.97	18.29	22.31	25.42	12.00	-1.04	112
MIN	Mineral Resources.	10.24	-4.57	-2.48	-9.99	1.40	18.14	0.37	21.01	-	-
MLT	Milton Corporation	4.59	0.60	0.38	9.53	20.45	25.43	19.66	9.79	8.27	68
MND	Monadelphous Group	15.31	0.39	-6.99	1.99	-12.45	-6.01	1.64	12.82	31.19	5
MQA	Macq Atlas Roads Grp	3.18	4.26	-5.36	9.12	37.68	56.33	28.20	-	-	-
MQG	Macquarie Group Ltd	57.03	2.48	-3.36	5.91	34.89	55.43	38.17	7.58	9.66	58
MSB	Mesoblast Limited	4.30	8.86	0.00	-25.48	-27.36	-15.34	-19.52	29.73	-	-
MTS	Metcash Limited	2.87	0.35	6.30	-1.00	-12.96	-1.39	-2.41	0.02	7.39	74
MYR	Myer Holdings Limited	2.33	0.43	2.64	-2.81	-4.21	21.57	11.42	-	-	-
MYT	Mighty River Power	2.16	0.00	1.41	20.04	13.84	-	-	-	-	-
NAB	National Aust. Bank	34.69	2.57	2.00	4.57	16.42	25.94	19.54	9.33	7.10	78
NCM	Newcrest Mining	11.20	0.18	1.54	1.36	-7.36	-31.17	-33.40	-15.66	-0.05	110
NEC	Nine Entertainment	2.10	0.48	0.48	-5.83	-	-	-	-	-	-
NHC	New Hope Corporation	2.88	-1.71	2.49	-13.27	-23.11	-11.11	-12.23	-4.23	15.07	26
NHF	NIB Holdings Limited	3.20	0.95	2.56	28.05	50.80	44.92	43.43	35.54	-	-
NUF	Nufarm Limited	4.29	3.13	-5.30	4.35	-4.59	-10.90	4.13	-16.26	0.47	107
NVT	Navitas Limited	5.22	3.78	0.58	-25.05	-13.34	19.16	16.80	14.05	-	-
ORA	Orora Limited	1.415	-1.39	-1.74	7.04	-	-	-	-	-	-
ORG	Origin Energy Limited	14.06	2.33	-2.02	-3.31	21.94	9.85	3.12	2.21	12.06	46
ORI	Orica Limited	20.41	-0.73	-1.35	-13.97	11.19	-6.16	-2.47	3.00	7.10	77
OSH	Oil Search Limited	9.42	1.84	-1.05	13.49	16.84	16.68	13.94	11.45	22.25	14
OZL	OZ Minerals Limited	4.27	-4.47	-0.70	11.20	11.47	-19.55	-24.24	-10.70	1.55	102
PMV	Premier Investments	9.60	2.24	8.11	23.89	30.93	47.37	24.76	12.61	13.64	36
PNA	PanAust Limited	2.33	2.64	6.39	19.80	5.29	-0.20	-13.03	2.97	14.87	28
PPT	Perpetual Limited	46.23	1.96	-5.07	-2.71	22.17	36.98	30.17	8.06	4.35	92
PRY	Primary Health Care	4.57	-4.99	-1.93	0.22	-4.41	18.94	19.87	-2.29	4.59	90
PTM	Platinum Asset	6.35	4.10	-3.79	-8.46	8.33	34.52	23.98	8.56	-	-
QAN	Qantas Airways	1.28	-2.29	1.19	5.35	2.40	4.82	-5.77	-13.28	-2.97	116
QBE	QBE Insurance Group	10.71	-0.28	-6.95	-5.25	-35.42	-8.03	-2.94	-6.73	4.86	89
QUB	Qube Holdings Limited	2.27	3.18	-0.44	10.82	32.02	25.64	19.10	29.35	-	-
REA	REA Group Ltd	46.52	8.74	2.02	-1.85	43.32	79.07	62.18	49.87	50.45	2

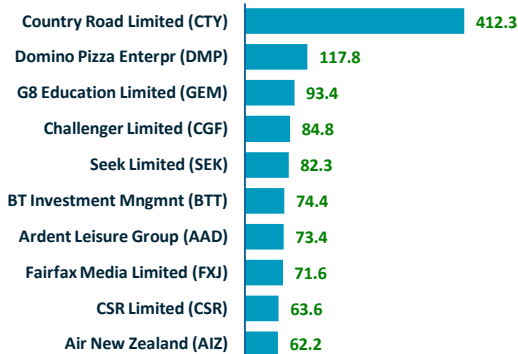
Ticker	Stock Name	Price \$	1 week %	1 month %	6 months %	1 year %	2 years % p.a.	3 years % p.a.	5 years % p.a.	10 years % p.a.	10 years ranking
REC	Recall Holdings Ltd	4.95	1.43	-2.94	9.27	-	-	-	-	-	-
REH	Reece Australia Ltd.	30.80	-1.28	1.99	-2.58	27.76	31.60	19.15	10.92	14.51	31
RHC	Ramsay Health Care	48.47	3.70	6.69	12.13	37.62	45.88	43.25	35.59	24.17	10
RIO	Rio Tinto Limited	65.29	-0.16	5.10	-0.56	9.97	12.20	-1.65	4.01	10.80	51
RMD	ResMed Inc.	5.51	3.96	4.95	8.70	4.09	27.92	26.15	15.71	13.76	34
SAI	SAI Global Limited	4.81	0.42	-4.75	27.42	16.21	13.91	7.37	14.12	13.02	43
SCG	Scentre Group	3.50	6.06	2.34	-	-	-	-	-	-	-
SCP	Sca Property Group	1.745	2.65	-0.29	15.82	17.03	-	-	-	-	-
SEK	Seek Limited	16.57	2.66	0.24	26.69	82.34	62.32	41.45	29.18	-	-
SGM	Sims Metal Mgmt Ltd	11.95	3.11	20.22	11.68	25.53	17.89	-6.02	-13.72	3.52	100
SGP	Stockland	4.14	4.28	4.81	9.23	22.35	20.16	21.49	9.54	3.61	96
SHL	Sonic Healthcare	17.77	0.79	0.91	7.06	26.88	22.59	18.43	10.31	8.96	62
SKC	Skycity Ent Grp Ltd	3.45	3.60	-3.09	1.68	4.21	16.95	11.82	8.20	0.38	109
SKI	Spark Infrastructure	1.97	3.41	2.87	17.39	18.86	18.73	21.47	19.76	-	-
SKT	Sky Network	5.95	1.02	-2.30	12.62	35.96	29.95	16.54	15.29	-	-
SOL	Soul Pattinson (W.H)	14.92	1.50	0.00	0.73	13.00	10.09	9.90	8.22	9.51	59
SPN	SP AusNet	1.36	0.37	0.74	9.95	24.99	25.74	22.27	18.19	-	-
SPO	Spotless Grp Hld Ltd	1.89	-0.26	5.00	-	-	-	-	-	-	-
SST	Steamships Trading	35.45	0.00	-4.19	1.26	30.25	17.60	8.25	21.35	29.26	6
STO	Santos Limited	14.40	2.86	2.13	3.49	4.93	15.62	8.11	1.77	10.32	53
SUL	Super Ret Rep Ltd	8.70	-3.87	-4.19	-17.43	-29.00	9.54	17.97	20.25	15.85	23
SUN	Suncorp Group Limited	14.88	7.28	8.14	21.45	26.82	37.96	34.32	16.96	6.07	84
SVW	Seven Group Holdings	7.59	1.74	1.47	-2.38	3.63	5.98	3.91	7.05	6.07	85
SWM	Seven West Media Ltd	1.985	2.58	4.20	-6.19	-14.43	22.20	-0.91	-10.78	-1.85	113
SYD	Sydney Airport	4.31	1.41	-0.92	10.90	21.07	24.59	25.88	24.88	15.29	25
TAH	TABCORP Holdings Ltd	3.52	0.28	5.88	0.00	15.00	15.76	10.47	5.39	1.55	103
TCL	Transurban Group	7.90	3.00	2.46	19.75	21.34	22.80	20.06	17.97	8.83	63
TEL	Telecom Corporation	2.62	2.34	1.95	18.62	38.71	14.93	23.32	13.43	0.48	106
TLS	Telstra Corporation.	5.58	3.53	3.53	10.10	15.00	26.01	27.36	14.18	5.75	86
TME	Trade Me Group	3.19	1.27	-3.04	-11.85	-20.99	8.04	-	-	-	-
TOL	Toll Holdings Limited	5.36	0.94	1.32	-3.17	7.95	15.49	12.64	-1.15	3.59	98
TPI	Transpacific Indust.	1.0925	1.16	5.56	-6.22	25.57	17.60	17.23	2.17	-	-
TPM	Tpg Telecom Limited	5.66	5.79	1.07	5.45	56.97	72.57	59.82	52.04	17.22	19
TTS	Tatts Group Limited	3.47	1.17	0.87	16.78	13.99	17.72	21.41	11.86	-	-
TWE	Treasury Wine Estate	5.21	1.56	3.17	40.53	6.37	11.88	19.94	-	-	-
UGL	UGL Limited	6.61	0.15	-4.76	-6.64	-7.11	-18.20	-12.98	-5.36	8.02	70
VAH	Virgin Aus Hldg Ltd	0.38	-7.32	-7.32	10.14	-5.79	-7.35	16.39	0.33	-7.65	120
VED	Veda Group Limited	2.09	6.36	7.73	7.73	-	-	-	-	-	-
VRL	Village Roadshow Ltd	7.21	0.42	-5.63	1.16	24.19	54.62	39.84	51.69	21.69	16
WBC	Westpac Banking Corp	34.09	3.21	0.06	6.84	13.84	26.33	23.03	11.57	11.47	50
WES	Wesfarmers Limited	43.56	2.64	1.00	1.30	10.02	20.42	17.95	14.85	8.34	67
WFD	Westfield Corporation	7.52	3.72	1.62	-	-	-	-	-	-	-
WHC	Whitehaven Coal	1.80	2.56	16.13	14.65	-11.33	-31.06	-32.08	-9.00	-	-
WOR	WorleyParsons Limited	17.09	0.77	-6.92	11.09	-20.76	-14.74	-8.96	-4.76	22.23	15
WOW	Woolworths Limited	36.12	1.26	-0.28	3.58	12.65	17.66	15.34	9.36	14.81	29
WPL	Woodside Petroleum	42.43	2.00	2.12	13.61	16.18	16.42	7.44	2.61	11.49	49
WSA	Western Areas Limited	4.86	0.83	-4.14	52.66	43.24	9.61	-3.72	-2.99	16.40	20
XRO	Xero Limited	18.47	-13.45	-22.33	-50.52	30.35	-	-	-	-	-
ZNZ	Z Energy Limited	3.49	2.05	-3.06	4.69	-	-	-	-	-	-

data source: IFM Investors, IRESS

The above information, compiled by IFM Investors, shows Total Shareholder Return (TSR) for the 170 largest companies listed on the Australian Stock Exchange. The size of a company is determined by its market capitalization, calculated as price multiplied by ordinary fully paid shares on issue, at the start of the previous quarter. TSR expresses the current price of a stock, plus all dividends accrued within the period, as a percentage of the share price, adjusted for any capital events, at the start of the period.

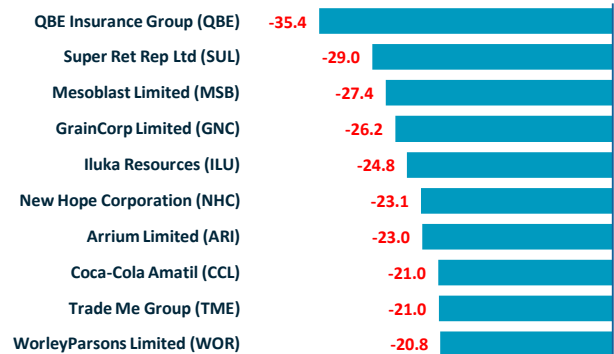
Best & Worst Performing Stocks as at 15 August 2014

Best Performers - 1 Year Return (%)



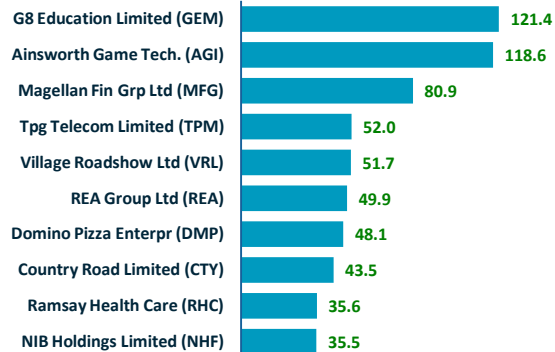
data source: IFM Investors, IRESS

Worst Performers - 1 Year Return (%)



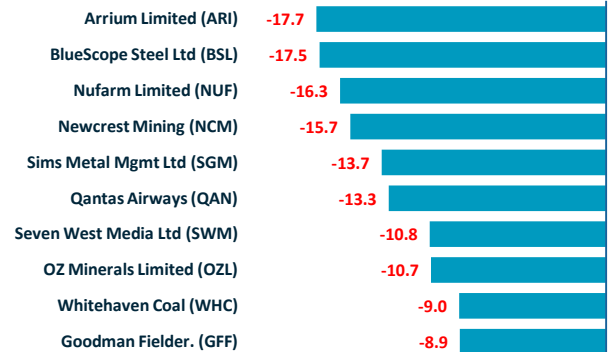
data source: IFM Investors, IRESS

Best Performers - 5 Year Return (% p.a.)



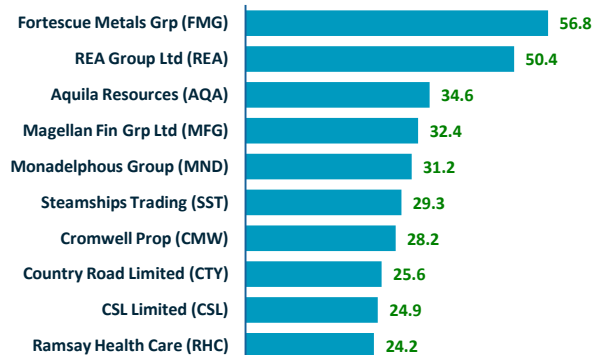
data source: IFM Investors, IRESS

Worst Performers - 5 Year Return (% p.a.)



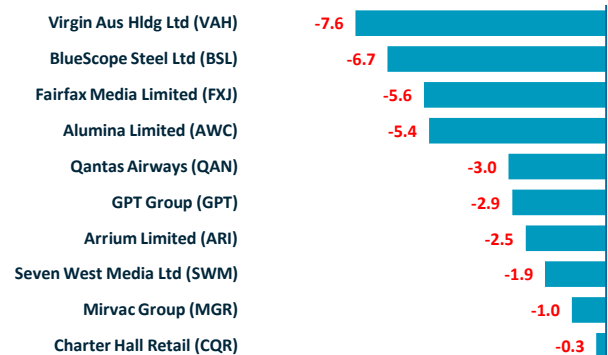
data source: IFM Investors, IRESS

Best Performers - 10 Year Return (% p.a.)



data source: IFM Investors, IRESS

Worst Performers - 10 Year Return (% p.a.)



data source: IFM Investors, IRESS